
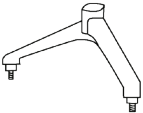














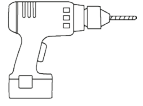

MANHATTAN

1800MM Folding Drybar Bases

PARTS:

COLUMN (A)  2pc	FEET (B)  2pc	CASTORS (C)  4pc
HANDLE (D)  1pc	HINGE (E)  2pc	FOLDING MECH (G)  2pc
TOP BRACE (F)  2pc	WASHER (I)  4pc	SPLIT WASHER (K)  4pc
PHILLIPS HEAD L20MM (H)  8pc	PHILLIPS HEAD L25MM (J)  12pc	8MM HEX HEAD (M)  4pc
5MM HEX HEAD (L)  4pc		

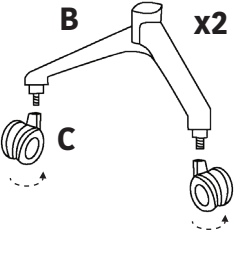
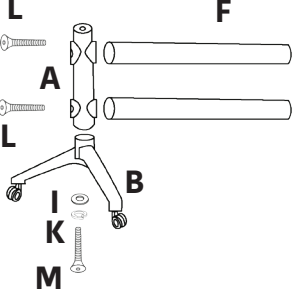
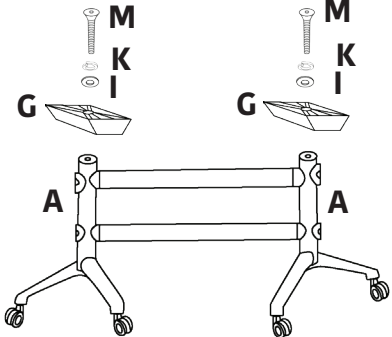
TOOLS (NOT INCLUDED):

THREADLOCK 	IMPACT DRILL 	QR CODE 
---	--	---

We strongly recommend applying thread lock to the full length of all screws and using an impact drill. Scan the QR code with a phone or tablet to access the assembly video.

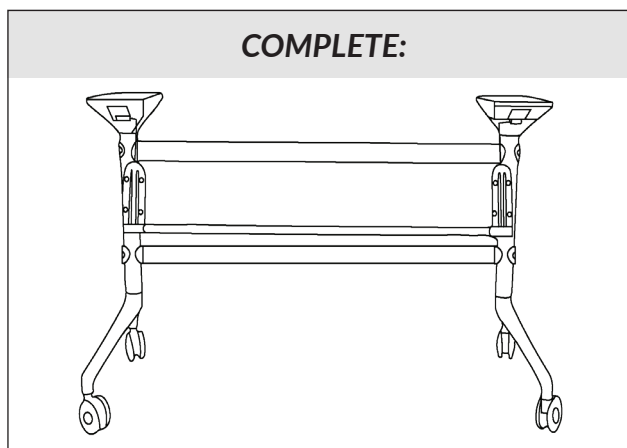
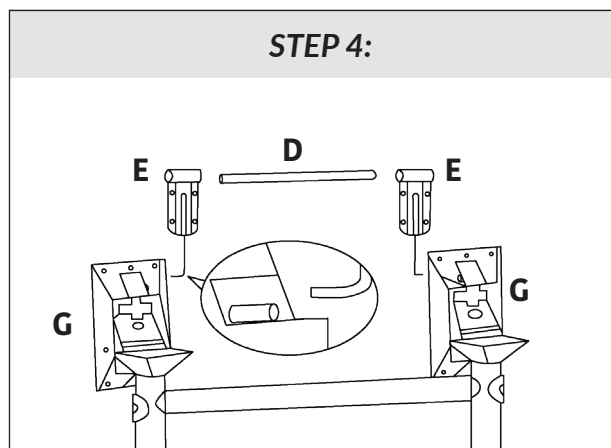
WARNING:
Always take care with an impact drill gun, especially when screwing into the spider (cross member).

INSTRUCTIONS:

STEP 1: 	STEP 2: 	STEP 3: 
---	---	--

1800MM Folding Drybar Bases

INSTRUCTIONS:



ATTACHING THE TOP:

